

Scaled data based on original data using
LM-79-08 Approved Method: Electrical and Photometric Measurements of Solid-
State Lighting Products

Test Report Prepared for
Cooper Lighting Solutions
(formerly Eaton)

Brand: INVUE

Report Number: P596034

Luminaire Tested: **MSA-SA1A-AMB-U-RW**

Issue Date: 4/29/2022

Test Information

Test Method: LM-79-08
Report Number: P596034
TEST IS SCALED FROM IESNA LM-79-08 TEST DATA (G3-2109-400-7)
Test Lab: INNOVATIONS CENTER
Issue Date: 4/29/2022
Manufacturer: COOPER LIGHTING SOLUTIONS (FORMERLY EATON)
Product Line: INVUE
Catalog Number: MSA-SA1A-AMB-U-RW
Description: POST TOP DECORATIVE LUMINAIRE. (1) LIGHTSQUARES WITH 16 LEDS EACH
AND RECTANGULAR WIDE OPTICS.
Light Source: (16) 1549K CCT, -21.5 CRI LEDS
Ballast/Driver: -

Summary

Lumens per Lamp: N/A
Luminaire Lumens: 923 lumens
Efficiency: N/A
Efficacy: 45.0 lumens/watt
Luminous Opening: Rectangular (W 0.5' x L: 0.5' x H: 0')
IES Classification: Type II - Short - Full Cutoff
BUG Rating: B1 - U0 - G1

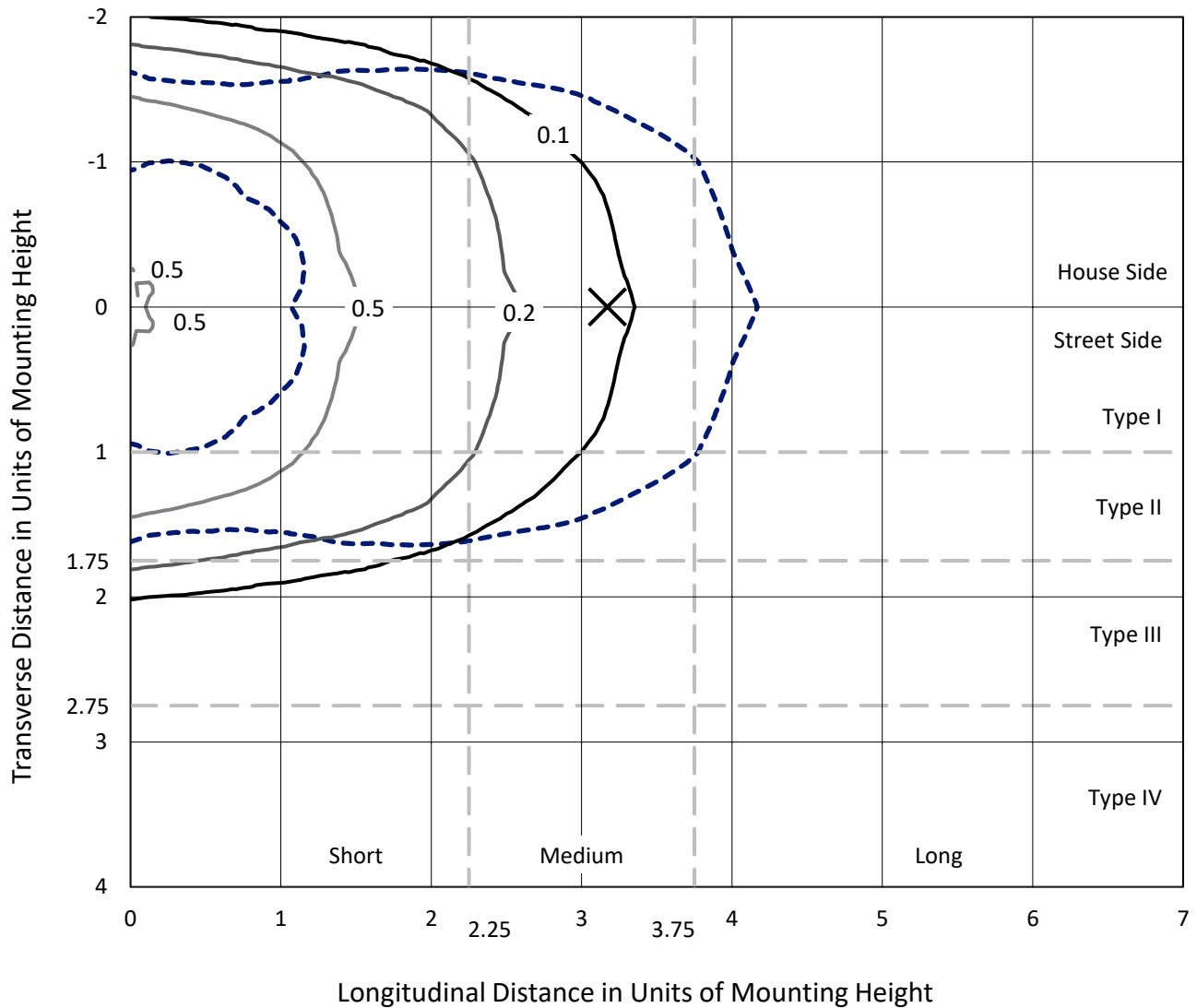
Input Watts (W): 20.5
Input Voltage (V): NR
Input Current (Ain): NR
Voltage Rise (V): NR
Power Factor: NR
Total Harmonic Distortion (THDi): NR
Frequency (hertz): 60
Stabilization Time: NR
Operation Time: NR
Ambient Temperature (°C): NR
Test Distance: 25 FT



REPORT NUMBER: P596034
 CATALOG NUMBER: MSA-SA1A-AMB-U-RW

Iso-Footcandle Lines of Horizontal Illumination

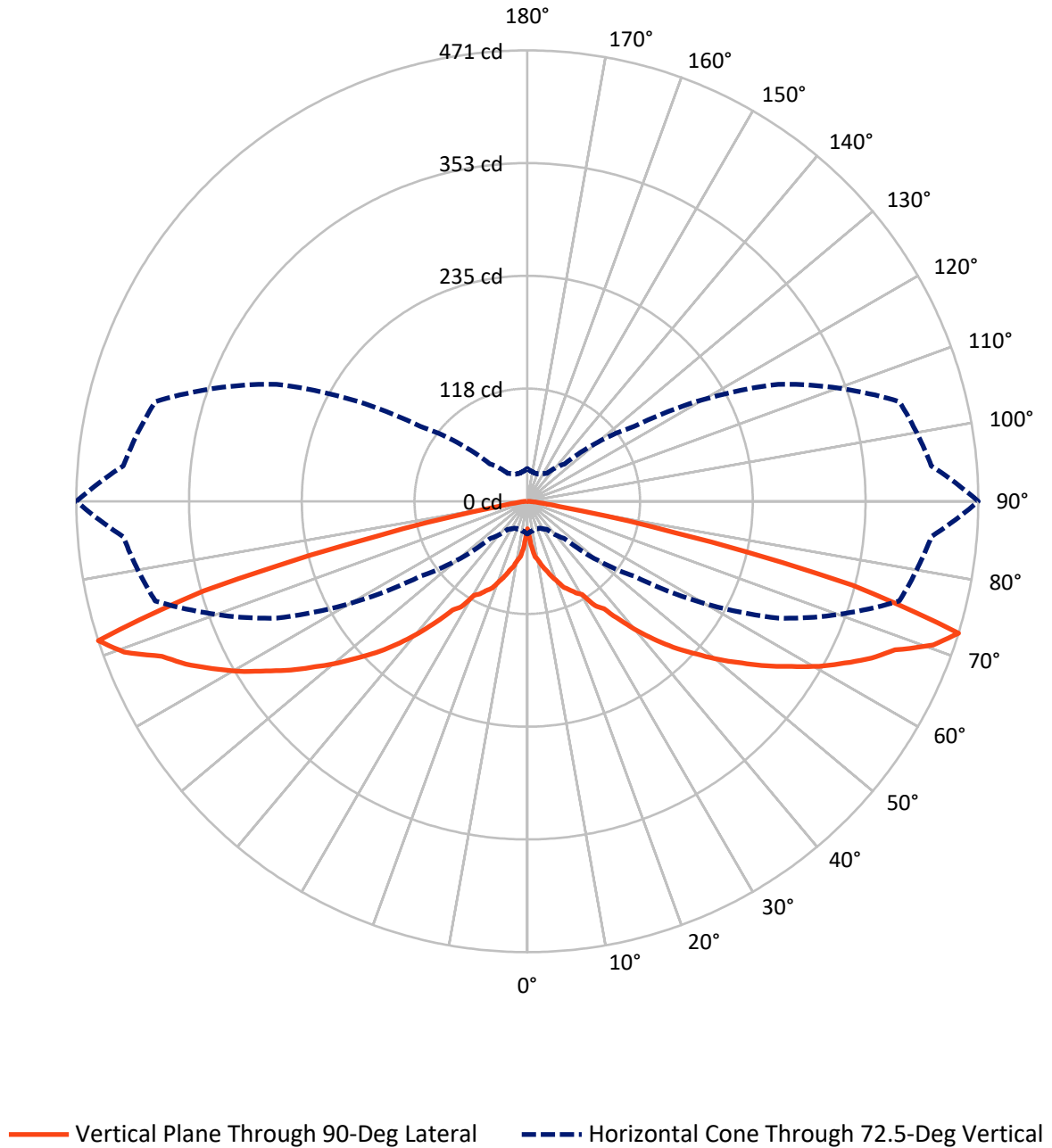
✕ Max cd
 - - - 1/2 Max cd



Based on 10 foot mounting height. Maximum calculated value = 0.9 fc
 Type II - Short - Full Cutoff

REPORT NUMBER: P596034
CATALOG NUMBER: MSA-SA1A-AMB-U-RW

Luminous Intensity Polar Plot



REPORT NUMBER: P596034

CATALOG NUMBER: MSA-SA1A-AMB-U-RW

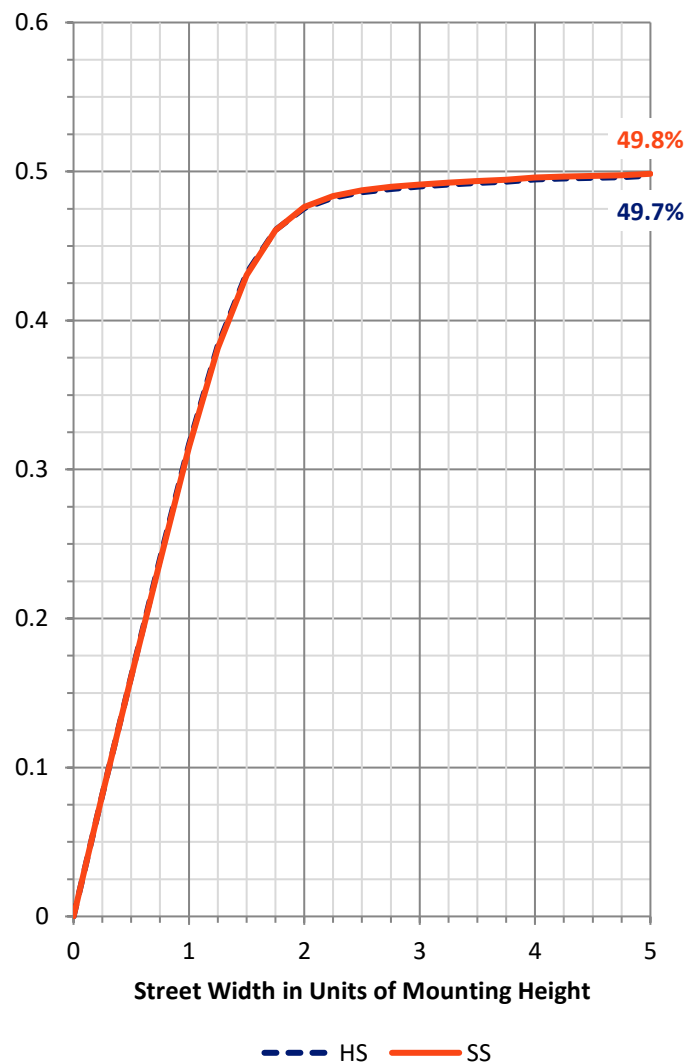
FLUX DISTRIBUTION:

		Downward	Upward	Total
House Side	Lumens	461.5	0.0	461.5
	% Fixture	50.0	0.0	50.0
Street Side	Lumens	461.5	0.0	461.5
	% Fixture	50.0	0.0	50.0
Total	Lumens	923.0	0.0	923.0
	% Fixture	100.0	0.0	100.0

ZONAL LUMENS:

Zone	Lumens	% Fixture
0°-10°	3.9	0.4
10°-20°	19.5	2.1
20°-30°	44.0	4.8
30°-40°	86.2	9.3
40°-50°	164.6	17.8
50°-60°	245.0	26.5
60°-70°	238.6	25.8
70°-80°	111.5	12.1
80°-90°	9.7	1.0
90°-100°	0.0	0.0
100°-110°	0.0	0.0
110°-120°	0.0	0.0
120°-130°	0.0	0.0
130°-140°	0.0	0.0
140°-150°	0.0	0.0
150°-160°	0.0	0.0
160°-170°	0.0	0.0
170°-180°	0.0	0.0
0°-90°	923.0	100.0
0°-180°	923.0	100.0

Coefficient of Utilization



REPORT NUMBER: P596034

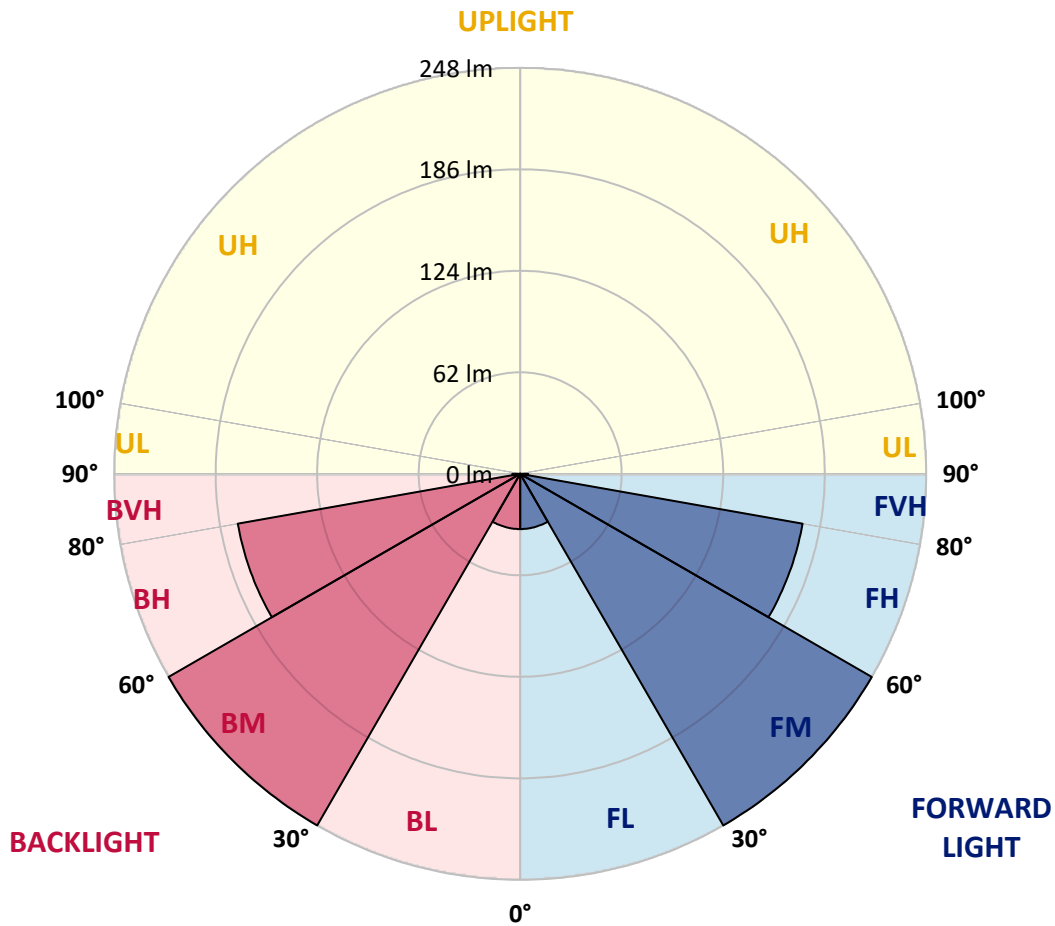
CATALOG NUMBER: MSA-SA1A-AMB-U-RW

LUMINAIRE CLASSIFICATION SYSTEM LUMEN TABLE AND BUG RATING:

Zone	Lumens	% Fixture	Zone Rating/Lumen Limit		
			B	U	G
FL (0°-30°)	33.7	3.7			
FM (30°-60°)	247.9	26.9			
FH (60°-80°)	175.1	19.0			G0/660
FVH (80°-90°)	4.8	0.5			G0/10
BL (0°-30°)	33.7	3.7	B0/110		
BM (30°-60°)	247.9	26.9	B1/1000		
BH (60°-80°)	175.1	19.0	B1/500		G1/500
BVH (80°-90°)	4.8	0.5			G0/10
UL (90°-100°)	0.0	0.0		U0/0	
UH (100°-180°)	0.0	0.0		U0/0	

BUG Rating: B1-U0-G1

Type II Short





REPORT NUMBER: P596034

CATALOG NUMBER: MSA-SA1A-AMB-U-RW

CANDELA DISTRIBUTION (FULL):

	0°	5°	15°	25°	35°	45°	55°	65°	75°	85°	90°
0°	28.8	28.8	28.8	28.8	28.8	28.8	28.8	28.8	28.8	28.8	28.8
2.5°	34.8	31.5	31.2	29.4	28.8	29.7	29.4	29.4	32.1	32.1	35.1
5°	42.9	39.0	38.4	34.8	31.2	30.0	31.8	36.6	42.6	43.8	48.0
7.5°	48.6	45.3	44.7	40.5	36.0	35.1	38.4	45.6	52.2	54.9	58.2
10°	48.3	47.1	46.5	44.4	46.2	48.0	49.5	51.0	58.2	60.3	62.4
12.5°	50.4	50.4	52.2	53.7	58.2	62.4	63.0	63.3	66.6	67.2	69.6
15°	55.2	55.2	57.9	61.5	66.9	72.9	73.2	72.0	74.7	74.4	75.0
17.5°	62.7	63.3	65.1	69.0	75.6	81.0	81.9	80.1	80.4	84.3	82.5
20°	70.8	72.0	71.4	74.1	81.9	86.7	87.9	84.3	86.7	89.7	89.1
22.5°	81.0	80.4	78.3	80.4	87.0	91.8	90.6	87.6	89.4	96.0	97.5
25°	86.7	88.5	87.0	90.3	95.1	99.3	99.3	95.4	95.1	100.2	102.3
27.5°	97.5	96.6	92.1	99.0	102.6	100.8	105.0	104.1	96.6	105.0	108.3
30°	109.8	111.0	101.4	107.4	110.4	108.6	113.7	111.0	104.7	116.4	112.8
32.5°	129.3	126.6	119.4	118.5	120.0	122.7	119.4	118.5	117.9	127.5	129.9
35°	145.2	147.0	134.7	132.0	133.2	128.4	130.8	127.5	126.9	137.4	137.7
37.5°	175.2	169.8	155.7	150.3	147.0	148.2	144.9	141.0	141.9	152.7	157.5
40°	202.8	198.0	179.4	172.5	161.7	165.6	155.4	157.2	157.8	172.2	178.5
42.5°	226.8	219.3	203.4	197.1	187.5	177.6	177.3	175.8	177.0	192.6	198.9
45°	251.4	236.4	225.6	222.0	213.6	209.1	197.1	197.1	192.9	208.2	219.6
47.5°	268.5	256.8	243.0	237.6	233.1	241.8	220.8	215.4	215.7	224.4	238.5
50°	284.1	271.2	258.3	252.9	254.7	261.3	247.2	234.3	233.1	245.7	259.8
52.5°	288.3	273.3	263.1	267.3	277.2	273.3	272.7	252.9	249.6	263.4	280.5
55°	279.9	266.7	261.6	271.8	290.7	292.2	289.2	277.5	267.3	282.6	303.3
57.5°	250.8	239.7	244.5	261.6	288.0	308.1	305.7	295.5	288.0	302.4	325.2
60°	201.9	191.1	198.9	226.2	270.9	311.4	332.1	307.2	307.5	321.3	349.8
62.5°	138.9	132.0	143.1	170.1	233.7	312.0	357.3	328.5	326.4	344.1	372.0
65°	83.7	78.0	88.5	116.7	177.0	281.7	375.0	370.8	354.3	364.8	394.8
67.5°	51.0	48.0	52.2	65.1	108.0	204.3	344.7	393.9	383.1	380.4	414.0
70°	39.0	36.3	36.0	39.9	59.4	114.3	249.9	375.0	414.6	410.1	449.4
72.5°	34.2	32.1	30.3	30.9	35.7	55.2	136.5	288.9	402.0	423.3	470.7
75°	30.0	27.9	26.4	26.4	27.3	30.0	54.6	157.8	275.1	309.6	350.7
77.5°	25.2	23.7	22.5	22.5	22.8	21.9	27.9	57.9	112.8	132.3	157.8
80°	19.2	18.3	18.0	18.6	18.6	17.4	19.8	26.4	35.4	35.4	33.9
82.5°	12.6	11.7	13.2	13.2	13.2	11.7	14.1	16.5	18.3	14.4	12.9
85°	6.9	6.6	7.5	7.8	7.8	5.4	7.8	9.0	10.2	6.9	5.4
87.5°	1.2	1.8	2.1	2.1	2.1	1.5	2.7	3.0	3.3	2.7	1.8
90°	0.0	0.0	0.0	0.0	0.0	0.0	0.0	0.0	0.0	0.0	0.0

(END OF REPORT)